


Standex[®] 2K Special Matt


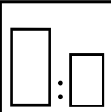
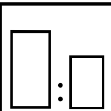
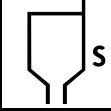


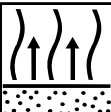



Ordering Information:

1 Liter	2K Special Matt	020 16205
1 Liter	VOC Platinum Hardener	020 16162
1 Liter	2K Thinner T 30 - 35	020 16206

Features:

- ✧ **Matt Additive for use with Standocryl 2K HS Clear**
- ✧ **Refinish system for vehicles with matt OEM finish.**
- ✧ **Suitable for panel or overall repairs**

Working Process: Elastomeric matt clear - additive	
Substrates:	
<ul style="list-style-type: none"> ✓ Standex[®] Basecoats ✓ Standoblue[®] Basecoats 	
	For substrate preparation information see Standex Painting System S1!
	Mix Standocryl HS Clear (14580) with 2K Special Matt to achieve required gloss level. Stir thoroughly before adding hardener and thinner For vehicles with matt OEM finishes, mix ratio is 75% 2K Special Matt: 25% Standocryl HS Clear. Option 70:30 or 80:20 depending on OEM gloss level. Make spray outs in 5% HS Clear increments.
	4:1 with Standex VOC Platinum Hardener (16162) Potlife 45 minutes @ 68°F (20°C)
	10% Standex 2K Thinner T 30-35 (16206) 17-18 s/DIN 4 mm/ 68°F (20°C)
	1.3 or 1.5 mm for 80:20 mix 2 = 2.0-2.4 mil (50-60 micron) Please refer to gun manufacturer and local legislation for proper spray pressure recommendations.
	1.3 – 1.4mm 2 = 2.0-2.4 mil (50-60 micron) Please refer to gun manufacturer and local legislation for proper spray pressure recommendations.
	5-10 min between coats. Apply second coat after surface begins to look patchy 10-15 min/68°F (20°C) final flash prior to bake Flash off between coats and final flash
	Bake 45-50 min/140°F - 160 (60°C) panel temperature or Air dry is not recommended

Standex[®] 2K Special Matt

Important Technical Remarks:

- Shake or stir **Standex** 2K Special Matt well in the can before use. Re-stir if left to stand before application.
- Always perform a sprayout to verify gloss level.
- **Standex** 2K Special Matt may not be used alone; it needs to be mixed with clear
- Blending of the Matt Clear is not possible.
- Dust inclusions cannot be removed by polishing. Therefore, maximum cleanliness should be respected in the application area.
- Apply with increased gun distance and 75-85% overlap. Applying a second coat in the opposite direction may help create an even surface.
- For dark colors best results are achieved by applying 2K Clear to the basecoat, drying, sanding, and then applying 2K Special Matt.
- Suitable for jambing and underhood application.
- Do not add additional 2K Plasticiser. This product is pre-plasticized.
- Do not wash with high pressure or steam-jet cleaner. Automatic car wash with soft brushes preferred.
- Do not use any compounds, polishing pastes, or wax.
- Do not allow any resinous, greasy, or oily substances on the paint finish. Tar may be removed with commercial tar remover.
- Do not attach any stickers, foils, or magnetic labels to the paint finish.

All following recommendations are for bumpers and refinishing of ancillary parts only. For overall repair and matching OEM refinishing of specific matt finishes refer to working process.

Clear	Matt 20%	Satin Gloss 40%	Half Gloss 60%	Gloss 80%	Hardener
2K Premium 2K Special Matt	300g +700g	390g +610 g	440g +560g	490g +510g	2:1 with 2K Hardeners
2K HS Clear 2K Special Matt	270g +730g	360g +640g	410g +590g	440g +560g	2:1 with 2K Hardeners
2K 15-60 PLUS Clear 2K Special Matt	325g +675g	375g +625g	456g +544g	676g +324g	2:1+5% with 2K Hardeners & 2K Thinners

Important Legislative Remarks:

- Please see the appropriate VOC wall chart for compliance for your area. The values depicted below are “ready to spray.”

VOC Category	VOC (ap/le)	Wt% Volatiles, Water & Exempts	Gallon Weight
Elastomeric Matt Clear Coat	506 g/l	48.5%, 0.005%, & 0.0%	8.69 lbs/gal

- **For industrial use only by professional, trained painters. Not for sale to or use by the general public. Before using, read and follow all label and MSDS precautions. If mixed with other components, mixture will have hazards of all components. Ready to use paint materials containing isocyanates can cause irritation of the respiratory organs and hypersensitive reactions. Asthma sufferers, those with allergies and anyone with a history of respiratory complaints must not be asked to work with products containing isocyanates. Do not sand, flame cut, braze or weld dry coating without a NIOSH approved air purifying respirator with particulate filters or appropriate ventilation, and gloves.**
- Any analytical results set forth herein do not constitute a warranty of specific product features or of the product’s suitability for a specific purpose. All products are sold pursuant to our general conditions of sale. We hereby disclaim all warranties and representations, express or implied, with respect to this product, including any warranty of merchantability or fitness for a particular purpose. This product is protected by patent law, trademark law, copyright law, international treaties and/or other applicable law. All rights reserved. Unauthorized sale, manufacturing or use may result in civil and criminal penalties.