









# Axalta™ VS6200 Matte Base Additive

 VS6200 Matte Base Additive <b>COMPONENTS</b>	 Apply per clearcoat application instructions <b>APPLICATION</b>
 Matte 1:2 Eggshell 2:3 Sheen 1:1 <b>MIX RATIO</b>	 Time to deliver 16 hours <b>DRY TIME</b>
 N/A <b>VISCOSITY</b>	 388 grams / liter 3.23 lbs / gallon <b>VOC</b>



## GENERAL

### DESCRIPTION

VS6200 Matte Base Additive is a specially formulated additive designed for use with Axalta value brands (Metalux, Duxone, Nason, NasonXL and Challenger) National Rule overall clearcoat to achieve various levels of desired gloss.

### NOT RECOMMENDED FOR

Use over 1K substrates

### COMPATIBLE COATINGS

Compatible with Axalta brands:

- Metalux 9700 Clearcoat | 9082, 9091, 9092, 9093 Hardener
- Duxone DX800 Clearcoat | DX900, DX901, DX902 or DX903 Activator
- NasonXL 438-40 Clearcoat | 445-10, 445-11, 445-12, 445-13 Activator
- Challenger CH3050 Clearcoat | CH0050, CH0055, CH0060, or CH0065 Hardener

**The products referenced herein may not be sold in your market. Please consult your distributor for product availability.**



## MIXING

### COMPONENTS

Value Brand Clearcoat  
 VS6200 Matte Additive  
 Value Brand Activator/Hardener

Mix appropriate part Value Brand Clearcoat to appropriate part VS6200 Matte Base Additive to achieve the desired gloss level.



**MIXING RATIOS**

**Mix Ratio Prior to Activating:**

	Value Brand <u>Clearcoat</u>	VS6200 Matte <u>Base Additive</u>
For Matte (0-10 gloss):	1	2
For Eggshell (25-45 gloss):	2	3
For Sheen (50-65 gloss):	1	1

**Mixing for Spray**

Mix 2 parts of mixture from above with 1 part activator

**Package Sizes**

- 1 quart (0.94 liters)

**SURFACE PREPARATION**

Prepare all surfaces to be repainted using the recommended undercoat systems, following proper recommended procedures.



**APPLICATION**

**APPLICATION EQUIPMENT**

HVLP Gravity	1.3 - 1.4 mm	20-24 PSI	At gauge
High Efficiency	1.3 - 1.4 mm	20-24 PSI	At gauge

Note: Refer to spray gun manufacturer for further information regarding HVLP Inlet Pressures

**APPLICATION**

Apply 2 coats with 5 - 8 minute flash off between coats. Not recommended over 1K substrates.



**DRY TIMES**

**AIR DRY**

**75°F (23°C) & 50% RH at recommended film thickness**

Dust Free	10 Minutes
Tape Free	30 Minutes
To Clearcoat	30 minutes



**VOC REGULATED AREAS**

VOC as Applied 388 grams/liter | 3.23 lbs/gallon

Theoretical Coverage: 589 ft<sup>2</sup> ( 54.7 m<sup>2</sup> ) at 1 mil  
 Recommended Dry Film Thickness: 1.8 to 2.2 mils



These directions refer to the use of products which may be restricted or require special mixing instructions in VOC regulated areas. Follow mixing usage and recommendations in the VOC Compliant Products Chart for your area.

---

## **SAFETY AND HANDLING**

For industrial use only by professional, trained painters. Not for sale to or use by the general public. Before using, read and follow all label and SDS precautions. If mixed with other components, mixture will have hazards of all components.

Ready to use paint materials containing isocyanates can cause irritation of the respiratory organs and hypersensitive reactions. Asthma sufferers, those with allergies and anyone with a history of respiratory complaints must not be asked to work with products containing isocyanates.

Do not sand, flame cut, braze or weld dry coating without a NIOSH approved air purifying respirator with particulate filters or appropriate ventilation, and gloves.

**Revised: July 2021**

**In the United States and Canada:**

**1.855.6.AXALTA**

**Axalta.us**

