





Axalta™ VS2000 Plastic Adhesion Promoter




VS2000 Plastic Adhesion Promoter

COMPONENTS




1 Medium Wet Coat

APPLICATION




Ready to Use

MIX RATIO




Flash 30 minutes

DRY TIME



N/A

VISCOSITY



539 grams / liter
4.5 lbs / gallon

VOC



GENERAL

DESCRIPTION

Axalta VS2000 is a clear plastic adhesion promoter formulated to enhance the adhesion of Axalta Value Brand products on unprimed polyolefin or non-polyolefin unprimed plastic parts.

COMPATIBLE SUBSTRATES

Unprimed automotive plastic parts

The products referenced herein may not be sold in your market. Please consult your distributor for product availability.



MIXING

COMPONENTS

Shake can prior to use. Product is ready-to-spray.

Component

Axalta VS2000 Plastic Adhesion Promoter

Volume

Ready to Spray

POT LIFE

No pot life restrictions.



APPLICATION

APPLICATION EQUIPMENT

GUN SETUP

Compliant

Siphon Feed:	1.4-1.6 mm
Gravity Feed:	1.3-1.6 mm

HVLP

Siphon Feed:	1.4-1.6 mm
Gravity Feed:	1.3-1.4 mm

SPRAY PRESSURE

Compliant

Siphon Feed:	35-40 psi
Gravity Feed:	30-35 psi at the gun

HVLP

Siphon Feed:	6-8 psi at the gun cap
Gravity Feed:	6-8 psi at the gun cap

SURFACE PREPARATION

1. Clean the unprimed plastic surface with mild soap and hot water.
2. Rinse thoroughly with hot water.
3. Liberally apply VS1500 Plastic Cleaning Solvent to the unprimed plastic surface. Using a saturated lint free cloth to wipe the surface well. Use a clean dry cloth to dry the surface. When complete, the surface should have no gloss and not feel slick. If the surface has gloss or feels slick, repeat the step.
4. Sand the surface thoroughly. Using one of these options:
 - a) Hand sand using a gray or gold Scotch-Brite™ or 800 grit sandpaper.
 - b) DA sand with 500 grit paper.
5. Clean again with VS1500 Plastic Cleaning Solvent per Step 3. The surface must be clean before moving to the next step.
6. Apply one medium coat of VS2000 Plastic Adhesion Promoter.
7. Allow VS2000 Plastic Adhesion Promoter to flash 30 minutes before applying primer or sealer.
8. Apply Challenger, Duxone, Metalux or NasonXL primer or sealer.
9. Apply basecoat of same brand from Step 8.

APPLICATION

Apply one medium wet coat of VS2000 Plastic Adhesion Promoter. When using the adhesion promoter; for best practice, a primer or sealer is recommended prior to top coating. Apply primer or color coat after 30 minutes of applying VS2000.

COMPATIBLE TOPCOATS

- Must be primed or sealed prior to application of topcoat.
- Acrylic Urethanes
- Acrylic Enamels
- Polyurethane Color
- Basecoat
- Waterborne Primer
- Acrylic Lacquer Primer
- Urethane Primer



CLEAN-UP

Clean spray equipment immediately following application with a quality thinner or spray gun cleaner. Dispose of all paint and paint related materials in accordance with state and local regulations.



DRY TIMES

AIR DRY

To prime or seal: 30 minutes at 70-80°F (21-27°C)

TIPS FOR SUCCESS

VS2000 Plastic Adhesion Promoter must be primed or sealed within 24 hours to ensure proper adhesion.



PHYSICAL PROPERTIES

All Values Ready To Spray

Max. VOC (LE):	539 g/L (4.5 lbs./gal)
Max. VOC (AP):	264 g/L (2.2 lbs./gal)
Avg. Gal. Wt.:	1135 g/L (9.48 lbs./gal)
Avg. Wt.% Volatiles:	82.0%
Avg. Wt.% Exempt Solvent:	59.0%
Avg. Wt.% Water:	0.0%
Avg. Vol.% Exempt Solvent:	51.2%
Avg. Vol.% Water:	0.0%
Recommended Dry Film Thickness:	0.8-1.2 mils
Flash Point:	See SDS/MSDS
Theoretical Coverage, RTS:	303 ft ² (31.9 m ²) at 1 mil

STORAGE CONDITIONS

Store in a dry, well ventilated area. Storage temperatures should be between -30°F (-34°C) and 120°F (48°C).

VOC REGULATED AREAS

These directions refer to the use of products which may be restricted or require special mixing instructions in VOC regulated areas. Follow mixing usage and recommendations in the VOC Compliant Products Chart for your area.

SAFETY AND HANDLING

For industrial use only by professional, trained painters. Not for sale to or use by the general public. Before using, read and follow all label and SDS precautions. If mixed with other components, mixture will have hazards of all components.

Ready to use paint materials containing isocyanates can cause irritation of the respiratory organs and hypersensitive reactions. Asthma sufferers, those with allergies and anyone with a history of respiratory complaints must not be asked to work with products containing isocyanates.

Do not sand, flame cut, braze or weld dry coating without a NIOSH approved air purifying respirator with particulate filters or appropriate ventilation, and gloves.

Revised: January 2021

In the United States and Canada:
1.855.6.AXALTA
Axalta.us

