

PercoTop®

CS371/CS372

2K VHS Power Primer 4000

Features

- PercoTop® 2K VHS Power Primer 4000 is a polyacrylic based low VOC 2K primer/filler with a very high solids content.
- Developed to address the most demanding requirements of the commercial vehicles, ACE segment and general industry.
- It is fast drying and can be used as primer or primer surfacer.

Products

CS371/CS372 PercoTop® 2K VHS Power Primer 4000

Activators

CS710 PercoTop® Activator VHS Fast
CS711 PercoTop® Activator VHS Standard
CS712 PercoTop® Activator VHS Slow

Thinners

CS610 PercoTop® Thinner Fast
CS620 PercoTop® Thinner Standard
CS630 PercoTop® Thinner Slow

Activators recommended for use with 2K mixing equipment

CS717 PercoTop® Activator HS Extra Slow
CS718 PercoTop® Activator HS Slow
CS719 PercoTop® Activator HS Standard
CS720 PercoTop® Activator HS Fast

Colours

- CS371: pearl white
- CS372: dark grey

Substrates

- Steel (sandblasting recommended), iron- and zinc phosphated steel.
- Galvanised, sendzimir and hot dip galvanised steel.
- Sanded EP and UP-GRP.

For professional use only!

PercoTop[®]

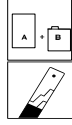

CS371/CS372

2K VHS Power Primer 4000

<p>Surface preparation</p> <ul style="list-style-type: none"> • Substrates must be free from all contaminants. • Because of the variety of metal alloys and manufacturing processes, it is recommended to carry out a preliminary adhesion test. See data sheet "Metal Substrates - Treatment before Coating". • Sandblasting is recommended for steel substrates.

<p>VOC value ready for use (EU Directive 1999/13/EC)</p> <ul style="list-style-type: none"> • < 420 g/l without thinner

Product preparation







	<p>Mixing ratio</p> <p>CS371/CS372 CS710/CS711/CS712 CS717/CS718/CS719/CS720</p>	<p>VHS</p>		<p>HS</p>	
		Volume	Weight	Volume	Weight
		8 1	12 1	5 1	8 1
<p>Thinner</p>	<p>CS610/CS620/CS630 <u>Remark:</u> - Use CS630 for optimal flow on large objects.</p>				
	<p>Pot life at 20°C</p>	<p>2-3 hours depending on activator.</p>			
<p>Recommended dry film thickness</p>	<p>Indoor use: 25-30 µm. Outdoor use with exposure to humid and wet conditions: at least 60 µm. Outdoor use with exposure to chemicals: at least 80 µm.</p>				

PercoTop[®]

CS371/CS372

2K VHS Power Primer 4000

Application

		Application viscosity DIN 4 mm at 20°C (s)	Thinner (depending on activator) (%)	Spray nozzle (mm)	Pressure (bar)	Number of coats
	Gravity feed	25-30	VHS: 15-25	1.4-1.8	3.0-4.0	1-2
	Suction feed		HS: 10-20			
(High pressure spraying)						
	HVLP	25-30	VHS: 15-25	1.4-1.8	2.0-2.5	1-2
(Low pressure spraying)			HS: 10-20			
	Airless Airmix	35-40	VHS: 5-10	0.28-0.33	2.0-3.0 air	1-2
			HS: 0-5		120-150 material	
	Pressure pot Membrane pump	25-30	VHS: 15-25	1.1-1.3	2.5-3.5 air	1-2
(High pressure spraying)			HS: 10-20		1.0-2.0 material	
	Electrostatic	According to the advice of the Technical Representative.				

PercoTop®

CS371/CS372

2K VHS Power Primer 4000

Drying

Air drying at 20°C	60 µm dry film thickness
Dust dry	15 minutes
Dry to handle	1 hour
Dry to recoat	30 minutes
Dry to assemble	16 hours
Forced drying	Flash time: 15 minutes Depending on film thickness.
Drying time	30 minutes
Drying temperature	60°C object temperature

Recoatability

Recoatable	With PercoTop® Topcoats.
Remarks	Recoating with above mentioned products without sanding between coats is still possible after 4 weeks. A wet-on-wet application with PercoTop® EP Topcoats is not possible.

Product data

	Solids	Density	Theoretical coverage	Theoretical material consumption
	Weight (%) +/- 1	(kg/l) +/- 0.01	(at 60 µm) (m ² /kg)	(at 60 µm) (g/m ²)
Packaged	75	1.68	-	-
Mixed with CS719	72	1.57	5.5	182




PercoTop[®]

CS371/CS372

2K VHS Power Primer 4000

Remarks

	<ul style="list-style-type: none"> • Stir well before use.
<p>Storage conditions</p>	<ul style="list-style-type: none"> • Refer to the label on the original can.

Safety

Consult the Safety Data Sheet prior to use.
Observe the precautionary notices displayed on the container.

Information

The information provided herein corresponds to our knowledge on the subject at the date of its publication. This information may be subject to revision as new knowledge and experience becomes available. The data provided fall within the normal range of product properties and relate only to the specific material designated; these data may not be valid for such material used in combination with any other materials or additives or in any process, unless expressly indicated otherwise. The data provided should not be used to establish specification limits or used alone as the basis of design; they are not intended to substitute for any testing you may need to conduct to determine for yourself the suitability of a specific material for your particular purposes. Since Axalta cannot anticipate all variations in actual end-use conditions Axalta makes no warranties and assumes no liability in connection with any use of this information. Nothing in this publication is to be considered as a license to operate under or a recommendation to infringe any patent rights.
This Technical Data Sheet supersedes all previous issues.

Copyright © 2014, Axalta Coating Systems, LLC and all affiliates. All rights reserved. The Axalta logo, Axalta[™], Axalta Coating Systems[™] and all products denoted with [™] or [®] are trademarks or registered trademarks of Axalta Coating Systems, LLC and its affiliates. Axalta trademarks may not be used in connection with any product or service that is not an Axalta product or service.