



PercoTop®

CS352

2K HS Sanding Filler

Features

- PercoTop® CS352 2K HS Sanding Filler is a low solvent filler that leads to very smooth topcoat appearance when sanded.
- Composition based on polyacrylate resin.
- It dries fast and can be sanded after a short curing time.
- The product can be applied as filler or high build filler depending on the amount of thinner added.

Products

CS352 PercoTop® CS352 2K HS Sanding Filler

Activators

CS710 PercoTop® Activator VHS Fast
CS711 PercoTop® Activator VHS Standard
CS712 PercoTop® Activator VHS Slow

Thinners

CS610 PercoTop® Thinner Fast
CS620 PercoTop® Thinner Standard
CS630 PercoTop® Thinner Slow

Colours

- Light grey.

Substrates

- Primed substrates.
- Coil and powder primer.
- GRP, MDF.





For professional use only!

PercoTop®

CS352

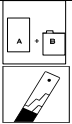

2K HS Sanding Filler

Surface preparation

Substrates must be free from all contaminants.	
Apply to	PercoTop® Primer/Primer Surfacer or old paintwork.
	Thoroughly clean old paintwork.
Either	 Sand dry with orbital sander and dust exhaust P320-P500.
or	 Sand wet with sandpaper P600-P800.
	Before further treatment, carefully clean sanded areas once more to remove all dust, paint residues from sanding and other impurities.

VOC value ready for use (EU Directive 1999/13/EC)	
• < 540 g/l	8:1 by volume with CS711 + 10% CS620

Product preparation







	Mixing ratio	PercoTop® CS352 CS710, CS711, CS712	Volume	Weight
			8	11
	Thinner	CS610 CS620 CS630	1	1
	Pot life at 20°C	1-2 hours		
	Recommended dry film thickness	100-125 µm		

PercoTop®

CS352

2K HS Sanding Filler

Application

		Application viscosity DIN 4 mm at 20°C (s)	Thinner (%)	Spray nozzle (mm)	Pressure (bar)	Number of coats
	Gravity feed				2.5-3.0	2-3
	Suction feed	20-26	10	1.6-1.8 1.7-1.8		
(High pressure spraying)						
	HVLP	20-26	10	1.5-1.9	2.0-2.5	2-3
(Low pressure spraying)						
	Airless				2.0-3.0 air	1-2
	Airmix	25-30	5-10	0.23-0.28	ca. 80-100 material	
	Pressure pot				2.5-3.0 air	2-3
	Membrane pump	20-26	10	1.1-1.3	1.0-2.0 material	
(High pressure spraying)						
	Electrostatic	According to the advice of the Technical Representative.				



PercoTop®

CS352

2K HS Sanding Filler

Drying

Air drying at 20°C	120-125 µm dry film thickness
Dust dry	10-15 minutes
Dry to handle	60 minutes
Dry	Overnight
Dry to sand	Overnight

Forced drying	Flash time: 10-15 minutes. Depending on film thickness.
Drying time	20 minutes
Drying temperature	60°C object temperature

Recoatability

Recoatable	With PercoTop® Topcoats.
-------------------	--------------------------

Product data


	Solids	Density	Theoretical coverage	Theoretical material consumption
	Weight (%) +/- 1	(kg/l) +/- 0.01	(at 100 µm) (m ² /kg)	(at 100 µm) (g/m ²)
Light grey				
Packaged	66.0	1.50	-	-
Mixed	62.5	1.46	2.9	342


PercoTop®

CS352

2K HS Sanding Filler

Remarks

	<ul style="list-style-type: none"> Stir well before use.
Storage conditions	<ul style="list-style-type: none"> Refer to the label on the original can.

Note on safety:	
	<p>This product is classified according to regulation (EC) 1272/2008 (CLP). Please consult the Safety Data Sheet. It is strongly recommended to use appropriate personal protection equipment during application.</p>
<p>Observe the precautionary notices displayed on the container.</p>	

<p>Information</p> <p>The information provided herein corresponds to our knowledge on the subject at the date of its publication. This information may be subject to revision as new knowledge and experience becomes available. The data provided fall within the normal range of product properties and relate only to the specific material designated; these data may not be valid for such material used in combination with any other materials or additives or in any process, unless expressly indicated otherwise. The data provided should not be used to establish specification limits or used alone as the basis of design; they are not intended to substitute for any testing you may need to conduct to determine for yourself the suitability of a specific material for your particular purposes. Since Axalta cannot anticipate all variations in actual end-use conditions Axalta makes no warranties and assumes no liability in connection with any use of this information. Nothing in this publication is to be considered as a license to operate under or a recommendation to infringe any patent rights.</p> <p>This Technical Data Sheet supersedes all previous issues.</p>

<p>Copyright © 2014, Axalta Coating Systems, LLC and all affiliates. All rights reserved. The Axalta logo, Axalta™, Axalta Coating Systems™ and all products denoted with ™ or ® are trademarks or registered trademarks of Axalta Coating Systems, LLC and its affiliates. Axalta trademarks may not be used in connection with any product or service that is not an Axalta product or service.</p>
