



PercoTop® PUR

2K MS Topcoat

Features

- PercoTop® PUR 2K MS Topcoat is a 2K topcoat based on acrylic and polyester resins.
- It has an excellent mechanical and chemical resistance.
- The topcoat is easy to apply.
- 5 gloss levels: high gloss to matt.

Products

Base Paint

PercoTop® PUR	PercoTop® PUR 2K MS Topcoat
CS920	PercoTop® 2K PUR Binder
CS204	PercoTop® 2K Matting Agent
XXX	Tints

Activators

CS703	PercoTop® Activator LR Fast
CS710	PercoTop® Activator VHS Fast
CS711	PercoTop® Activator VHS Standard
CS712	PercoTop® Activator VHS Slow

Thinners

CS610	PercoTop® Thinner Fast
CS620	PercoTop® Thinner Standard
CS630	PercoTop® Thinner Slow
CS600	PercoTop® Thinner Standard
CS602	PercoTop® Thinner 2K

Also possible:

CS701	PercoTop® Activator Standard
CS702	PercoTop® Activator Fast
CS704	PercoTop® Activator 3840
CS603	PercoTop® Thinner Fast

Colours

- Industrial and standard colour registers.

For professional use only!

PercoTop[®] PUR





2K MS Topcoat

Substrates

- Cured, solvent resistant, well preserved and scuff sanded old finish.
- All PercoTop[®] primers, primer surfacers and surfacers.

Surface preparation

Substrates must be free from all contaminants.

Apply to	PercoTop [®] Primer/Primer Surfacer old paintwork	
	Thoroughly clean old paintwork.	
Either		Sand dry with orbital sander and dust exhaust P320 - P500.
or		Sand wet with sandpaper P600 - P800.
	Before further treatment, carefully clean sanded areas once more to remove all dust, paint residues from sanding and other impurities.	

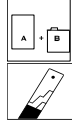

VOC value ready for use (EU Directive 1999/13/EC)

- < 540 g/l 5:1 by weight with CS702 + 20% CS600







PercoTop® PUR

2K MS Topcoat

Product preparation

	Mixing ratio PercoTop® PUR CS702/CS703/CS704/CS710/CS711/CS712 CS701	VHS		MS	
		Volume	Weight	Volume	Weight
		5 1 -	5 1 -	2 - 1	2 - 1
Thinner	CS610/CS620/CS630 CS600/CS602/CS603				
	Pot life at 20°C CS701 CS702/CS703/CS710/CS711 CS704/CS712	5-6 hours 2-3 hours 4 hours			

Application

		Application viscosity DIN 4 mm at 20°C (s)	Thinner (%)		Spray nozzle (mm)	Pressure (bar)	Number of coats
	Gravity feed	19-21	MS	0-5	1.3-1.4	2.5-3.0	2
	 (High pressure spraying)		VHS	20-25			
 (Low pressure spraying)	HVLP	19-21	MS	0-5	1.3-1.4	2.0-2.5	2
			VHS	20-25			
	Airless	25-30	MS	Misch-viskosität	0.18-0.23	2.0-3.0 air	2
	Airmix		VHS	10-15		ca. 80-120 material	
 (High pressure spraying)	Pressure pot	20-22	MS	0-5	1.1	2.5-3.0 air	2
	Membrane pump		VHS	20-25		1.0-1.5 material	
	Electrostatic	According to the advice of the Technical Representative.					
Recommended dry film thickness		35-50 µm					



PercoTop[®] PUR

2K MS Topcoat

Drying

Air drying at 20°C	40 µm dry film thickness
Dust dry	1 hour 30 minutes
Dry to handle	4-8 hours
Dry to assemble	24-30 hours

Forced drying	Flash time: 20 minutes. Depending on film thickness.
Drying time	35 minutes
Drying temperature	60°C object temperature

Remarks	Add CS215 to the base paint to accelerate the drying of the product following recommendations from the Technical Representative.
----------------	--

Product data



	Solids Weight (%) +/- 1	Density (kg/l) +/- 0.01	Theoretical coverage (at 50 µm) (m ² /kg)	Theoretical material consumption (at 50 µm) (g/m ²)
White				
Packaged	61	1.20	-	-
Ready for use	53	1.13	9	112
Black				
Packaged	54	1.01	-	-
Ready for use	48	1.00	10	100



PercoTop[®] PUR

2K MS Topcoat

Remarks

	<ul style="list-style-type: none"> • Different additives can be used to adjust texture (CS220-CS223), application properties by brush and roll (CS211), elastification (CS210) and drying properties (CS215). See separate info sheet and contact your representative. • Refer to table 1 and 2 of specifications of industrial paint if chemical or heat resistance is required.
	<ul style="list-style-type: none"> • Stir well before use. • Stir CS204 (PercoTop[®] Matting Agent 2K) thoroughly each time before use in colour formulae, in order to secure reproducible gloss levels.
	<ul style="list-style-type: none"> • Axalta recommends the customer should perform a quick colour-check of products before use.
<p>Storage conditions</p>	<ul style="list-style-type: none"> • Refer to the label on the original can.

Safety

Consult the Safety Data Sheet prior to use.
Observe the precautionary notices displayed on the container.

Information

The information provided herein corresponds to our knowledge on the subject at the date of its publication. This information may be subject to revision as new knowledge and experience becomes available. The data provided fall within the normal range of product properties and relate only to the specific material designated; these data may not be valid for such material used in combination with any other materials or additives or in any process, unless expressly indicated otherwise. The data provided should not be used to establish specification limits or used alone as the basis of design; they are not intended to substitute for any testing you may need to conduct to determine for yourself the suitability of a specific material for your particular purposes. Since Axalta cannot anticipate all variations in actual end-use conditions Axalta makes no warranties and assumes no liability in connection with any use of this information. Nothing in this publication is to be considered as a license to operate under or a recommendation to infringe any patent rights.
This Technical Data Sheet supersedes all previous issues.

Copyright © 2019, Axalta Coating Systems, LLC and all affiliates. All rights reserved. The Axalta logo, Axalta™, Axalta Coating Systems™ and all products denoted with ™ or ® are trademarks or registered trademarks of Axalta Coating Systems, LLC and its affiliates. Axalta trademarks may not be used in connection with any product or service that is not an Axalta product or service.